




Central Michigan University




2025 Spring End of Course Survey

Course: ECO372-25500-22459705_CR: International Economics
Instructor: Moon Oulatta *
Response Rate: 7/18 (38.89 %)

1 - The reason(s) I took this course are as follows (check all that apply):




Response Option	Weight	Frequency	Percent	Percent Responses
Program Requirement (Major, Minor, or Certificate)	(1)	7	100.00%	
Program Elective	(2)	0	0.00%	
General Education (UP, WI, QR, Competencies)	(3)	0	0.00%	
Other Degree Requirements	(4)	0	0.00%	
Personal Interest	(5)	1	14.29%	
Schedule Fit	(6)	1	14.29%	
Other	(7)	0	0.00%	
Response Rate		7/18 (38.89%)		

2 - The amount of effort I put into this course to succeed was:

Response Option	Weight	Frequency	Percent	Percent Responses	Means										
None at all	(1)	0	0.00%												
Little	(2)	0	0.00%												
Moderate	(3)	1	14.29%												
Considerable	(4)	5	71.43%												
Extensive	(5)	1	14.29%												
0 25 50 100					Question	University Mean	College Mean	Department Mean							
Response Rate	Mean	STD	Median	University Mean	Mean	STD	Median	College Mean	Mean	STD	Median	Department Mean	Mean	STD	Median
7/18 (38.89%)	4.00	0.58	4.00	23585	3.96	0.82	4.00	4932	4.14	0.80	4.00	221	4.00	0.82	4.00

- I always made sure to study the material, ask questions during lecture if I did not understand the material, work on my problem sets with extreme attention to detail, and I attended office hours to make sure I was going about the right direction with my work
- Even though I was not able to attend class as regularly as I wanted to due to some major health concerns, I still tried to follow along and prepare for assignments and exams with the information provided.

3 - Upon completion, I expect to have earned the following grade in this course:

Response Option	Weight	Frequency	Percent	Percent Responses	Means			
A	(1)	4	57.14%					
B	(2)	2	28.57%					
C	(3)	0	0.00%					
D	(4)	0	0.00%					
E	(5)	1	14.29%					
CR	(6)	0	0.00%					
NC	(7)	0	0.00%					
0 25 50 100								
Response Rate								
7/18 (38.89%)								

Central Michigan University

2025 Spring End of Course Survey

Course: ECO372-25500-22459705_CR: International Economics
Instructor: Moon Oulatta *
Response Rate: 7/18 (38.89 %)

4 - The instructor effectively communicated expectations, procedures, and policies on the syllabus and throughout the course.																
Moon Oulatta																
Response Option		Weight	Frequency	Percent	Percent Responses				Means							
Strongly Disagree		(1)	1	14.29%					4.14		4.29		4.30		4.23	
Disagree		(2)	0	0.00%												
Neither Agree Nor Disagree		(3)	0	0.00%												
Agree		(4)	2	28.57%												
Strongly Agree		(5)	4	57.14%												
0 25 50 100																
Response Rate		Mean	STD	Median	University Mean	Mean	STD	Median	College Mean	Mean	STD	Median	Department Mean	Mean	STD	Median
7/18 (38.89%)		4.14	1.46	5.00	24428	4.29	0.94	5.00	4930	4.30	0.94	5.00	219	4.23	0.94	4.00

5 - The instructor provided experiences and materials that helped me learn (such as lectures, discussions, readings, homework, assignments, in-class activities, projects).																
Moon Oulatta																
Response Option		Weight	Frequency	Percent	Percent Responses				Means							
Strongly Disagree		(1)	1	14.29%					4.14		4.32		4.33		4.15	
Disagree		(2)	0	0.00%												
Neither Agree Nor Disagree		(3)	0	0.00%												
Agree		(4)	2	28.57%												
Strongly Agree		(5)	4	57.14%												
0 25 50 100																
Response Rate		Mean	STD	Median	University Mean	Mean	STD	Median	College Mean	Mean	STD	Median	Department Mean	Mean	STD	Median
7/18 (38.89%)		4.14	1.46	5.00	24409	4.32	0.91	5.00	4930	4.33	0.89	5.00	220	4.15	1.11	4.50

6 - The instructor had high expectations of my learning in this course.																
Moon Oulatta																
Response Option		Weight	Frequency	Percent	Percent Responses				Means							
Strongly Disagree		(1)	1	14.29%					4.14		4.28		4.26		4.11	
Disagree		(2)	0	0.00%												
Neither Agree Nor Disagree		(3)	0	0.00%												
Agree		(4)	2	28.57%												
Strongly Agree		(5)	4	57.14%												
0 25 50 100																
Response Rate		Mean	STD	Median	University Mean	Mean	STD	Median	College Mean	Mean	STD	Median	Department Mean	Mean	STD	Median
7/18 (38.89%)		4.14	1.46	5.00	24404	4.28	0.83	4.00	4922	4.26	0.83	4.00	218	4.11	0.94	4.00

7 - The instructor provided me with useful feedback.																
Moon Oulatta																
Response Option		Weight	Frequency	Percent	Percent Responses				Means							
Strongly Disagree		(1)	1	14.29%					4.00		4.12		4.14		3.98	
Disagree		(2)	0	0.00%												
Neither Agree Nor Disagree		(3)	1	14.29%												
Agree		(4)	1	14.29%												
Strongly Agree		(5)	4	57.14%												
0 25 50 100																
Response Rate		Mean	STD	Median	University Mean	Mean	STD	Median	College Mean	Mean	STD	Median	Department Mean	Mean	STD	Median
7/18 (38.89%)		4.00	1.53	5.00	24409	4.12	1.05	4.00	4932	4.14	1.03	4.00	220	3.98	1.18	4.00

Central Michigan University

2025 Spring End of Course Survey

Course: ECO372-25500-22459705_CR: International Economics
Instructor: Moon Oulatta *
Response Rate: 7/18 (38.89 %)

8 - When I requested additional assistance or resources, the instructor provided them.

Moon Oulatta

Response Option	Weight	Frequency	Percent	Percent Responses	Means																
Strongly Disagree	(1)	1	14.29%			Question			University Mean			College Mean			Department Mean						
Disagree	(2)	0	0.00%			Mean	STD	Median	Mean	STD	Median	Mean	STD	Median							
Neither Agree Nor Disagree	(3)	0	0.00%			7/18 (38.89%)	4.14	1.46	5.00	24378	4.30	0.95	5.00	4924	4.32	0.92	5.00	221	4.13	1.07	4.00
Agree	(4)	2	28.57%																		
Strongly Agree	(5)	4	57.14%																		
N/A (Not Applicable)	(0)	0	0.00%																		

9 - Please identify some specific things your instructor did that helped you learn in this course.

Moon Oulatta

Response Rate 5/18 (27.78%)

- He always made sure to connect with me as a person to properly assess my abilities. When I needed help in any way, he provided it for me. He always praised me when I did well in certain aspects of the class and always showed extreme confidence in my ability as an Economics student, even if I did not necessarily feel I deserved it. He gave me great boosts in confidence and to hear such praise from such a highly intelligent and accomplished individual really helped me feel better about my abilities.
- Thank you for encouraging us to ask questions for clarification, you were helpful to all levels of understanding.
- Very thorough lectures and expectations. Everything that was on an assignment or exam we went over in class at least two times if not more. Everything was explained well.
- I liked all the course material.
- This professor needs to be seriously evaluated.

10 - Please give your instructor some practical recommendations on ways to improve student learning in this course if you have any suggestions.

Moon Oulatta

Response Rate 5/18 (27.78%)

- N/A. He did everything right about succeeding in this course and giving advice on how to succeed in this course. However, if students do not try, there is nothing the professor can do to change that. There were great resources available for learning here, and it is up to the student to properly use those resources.
- Keep up the good work!
- Keep up the good work!
- Great semester!
- This professor lacks the communication skills necessary to run a course of this level. The preparation and distribution of information was inadequate. He gave information about the final Exam via Blackboard and then the night before the exam changes what he said would be on it. Which I had prepared for the exam with the original information and now will fail due to the fault of the professor.

11 - Upon completion of the course, my interest in this subject:

Response Option	Weight	Frequency	Percent	Percent Responses	Means																
Decreased Greatly	(1)	1	14.29%			Question			University Mean			College Mean			Department Mean						
Decreased Somewhat	(2)	0	0.00%			Mean	STD	Median	Mean	STD	Median	Mean	STD	Median							
Stayed the Same	(3)	0	0.00%			7/18 (38.89%)	3.86	1.35	4.00	23455	3.85	1.03	4.00	4906	3.94	1.03	4.00	221	3.71	1.15	4.00
Increased Somewhat	(4)	4	57.14%																		
Increased Greatly	(5)	2	28.57%																		

Central Michigan University
2025 Spring End of Course Survey

Course: ECO372-25500-22459705_CR: International Economics
Instructor: Moon Oulatta *
Response Rate: 7/18 (38.89 %)

12 - The material presented in this course made me reflect on my values or beliefs.					
Response Option	Weight	Frequency	Percent	Percent Responses	Means
Strongly Disagree	(1)	1	14.29%	■	
Disagree	(2)	0	0.00%		
Neither Agree Nor Disagree	(3)	1	14.29%	■	
Agree	(4)	2	28.57%	■	
Strongly Agree	(5)	2	28.57%	■	
N/A (Not Applicable)	(0)	1	14.29%	■	
				0 25 50 100	
Response Rate					
7/18 (38.89%)					

Mean of Means Calculations	Mean	University Mean	College Mean	Department Mean
Mean of Means-Questions 4-8	4.11	4.26	4.27	4.12